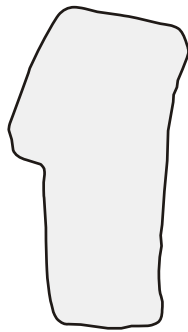


Mississippi SATP Algebra I Revised Student Review Guide:

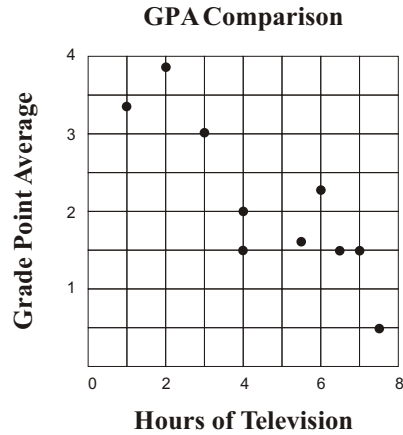
Practice Test



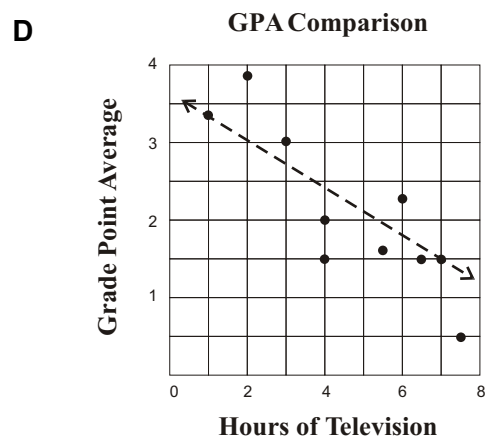
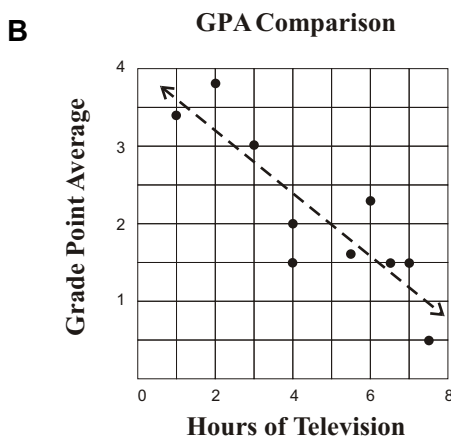
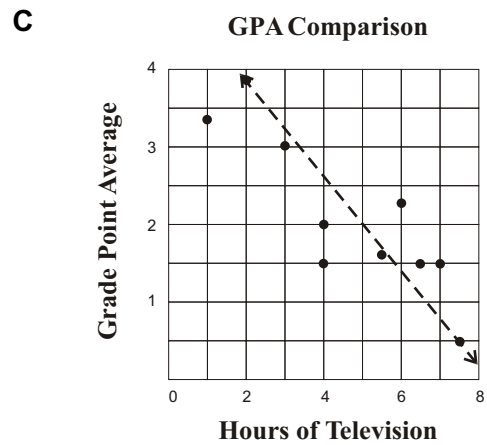
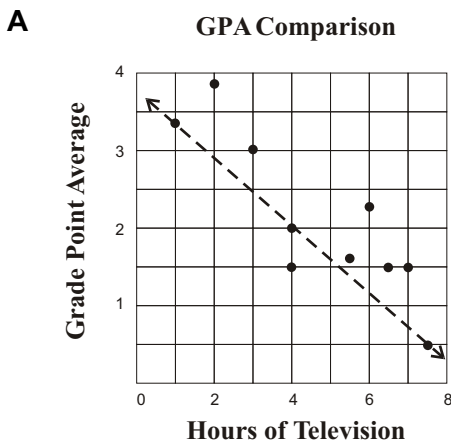
*Mississippi
2007 Mathematics Framework
Revised*

Published and Distributed by Enrichment Plus, LLC
PO Box 2755
Acworth, GA 30102
Toll Free: 1-800-745-4706 • Fax 678-445-1153
Email: eplus@birch.net
Web site: www.enrichmentplus.com

59. A school counselor picked 10 students at random and took a survey to find the average hours of television watched each day after school. She compared each answer to the student's grade point average and plotted the results below.



Which line below represents the trend line for the data?



(A) (B) (C) (D)

Mississippi SATP Algebra I Revised Student Review Guide:

Practice Test



*Mississippi
2007 Mathematics Framework
Revised*

Published and Distributed by Enrichment Plus, LLC
PO Box 2755
Acworth, GA 30102
Toll Free: 1-800-745-4706 • Fax 678-445-1153
Email: eplus@birch.net
Web site: www.enrichmentplus.com

23. What is the solution set to the equation below?

$$3x^2 - x = 2$$

- A $\{-\frac{2}{3}, 1\}$
B $\{-\frac{2}{3}, -1\}$
C $\{2, 3\}$
D $\{-3, 2\}$

(A) (B) (C) (D)

26. For routine plumbing services, Flush-Rite Plumbing charges its customers a flat rate of \$75 plus a labor charge of \$130 per hour. If the company bills a customer for \$400, how many hours of labor were billed?

- A 2 hours
B 2.5 hours
C 3.25 hours
D 5 hours

(A) (B) (C) (D)

24. If $\frac{x}{4} + \frac{y}{3} = 2$, which statement best explains how the value of y changes each time x is increased by 1 unit?

- A The value of y increases $\frac{3}{4}$ units.
B The value of y decreases $\frac{3}{4}$ units.
C The value of y increases $\frac{4}{3}$ units.
D The value of y decreases $\frac{4}{3}$ units.

(A) (B) (C) (D)

27. Matrix Y is the result when matrix X is multiplied by a scalar.

$$X = \begin{bmatrix} 48 & -24 \\ -8 & 36 \end{bmatrix} \quad Y = \begin{bmatrix} a & -18 \\ -6 & 27 \end{bmatrix}$$

What is the value of a in matrix Y ?

- A -36
B -64
C 36
D 64

(A) (B) (C) (D)

25. Which of the following is equivalent to the algebraic expression below?

$$3(2x^2y - 3x + 4) - 4(3x^2y - 2x - 3)$$

- A $-6x^2y - x$
B $18x^2y - 17x$
C $6x^2y - 17x + 24$
D $-6x^2y - x + 24$

(A) (B) (C) (D)

28. Which of the following linear equations when graphed on the same coordinate grid is closest to horizontal?

- A $y = 2x$
B $y = \frac{2}{3}x - 1$
C $y = x + 1$
D $y = \frac{1}{2}x + 5$

(A) (B) (C) (D)

Algebra I

Practice Test 1

Evaluation Chart

If you missed question #:	Go to section(s):	If you missed question #:	Go to section(s):
1	1.2, 3.1, 3.3, 11.1, 11.2	36	27.2
2	4.1, 4.2, 4.3, 8.4	37	25.3
3	17.1, 20.1, 20.2, 20.3, 20.6, 20.7	38	20.3, 22.4
4	13.1, 14.1	39	20.1, 20.3, 22.5
5	13.4, 15.1, 16.4	40	27.2
6	1.1, 13.1, 13.5, 15.4	41	23.1, 23.2
7	7.2, 10.4, 10.6, 12.2	42	4.1, 24.2, 24.3, 24.6
8	20.1, 20.3, 20.4	43	2.1, 10.1, 10.3, 10.4, 10.5
9	5.2, 5.3, 6.1, 6.2, 9.1	44	7.2
10	18.2, 19.1, 19.2, 20.3, 24.1, 24.4, 24.5	45	7.2, 10.6, 26.4
11	20.1, 20.2, 20.3, 20.6, 20.7, 21.3, 21.4	46	15.2
12	4.1, 7.5	47	17.1, 17.2, 17.5
13	9.1, 9.3	48	25.1
14	27.2	49	17.1, 17.4, 17.5
15	8.1, 8.2, 8.3	50	10.4, 12.1
16	21.2	51	27.2
17	1.1, 13.4, 13.5	52	8.4, 8.5
18	20.1, 20.2, 20.3, 20.6, 20.7	53	13.4
19	13.2, 13.6	54	27.1
20	10.1, 10.4	55	8.1, 8.2
21	26.1, 26.2	56	23.1, 23.3
22	20.1, 20.6	57	1.4
23	13.4, 15.1	58	25.1, 25.4
24	21.2	59	27.2
25	2.1, 10.1, 10.2, 10.3, 10.4, 10.5	60	21.2, 21.6
26	4.1, 4.2, 4.3, 6.7	61	7.1, 7.5
27	23.1, 23.4	62	10.1, 13.4, 14.2, 14.3
28	20.1, 20.3, 20.4	63	2.1
29	19.1, 19.2	64	1.3, 1.4, 2.1, 2.2, 2.3
30	22.4, 22.5, 22.6, 24.1	65	21.2, 21.5, 22.1, 22.2
31	21.2, 21.6		
32	26.1		
33	26.3		
34	27.3		
35	2.1, 10.1, 10.3, 10.4, 10.5		